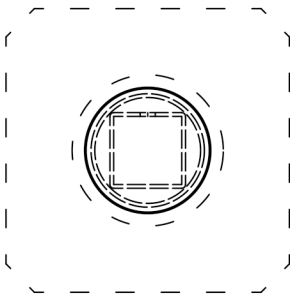
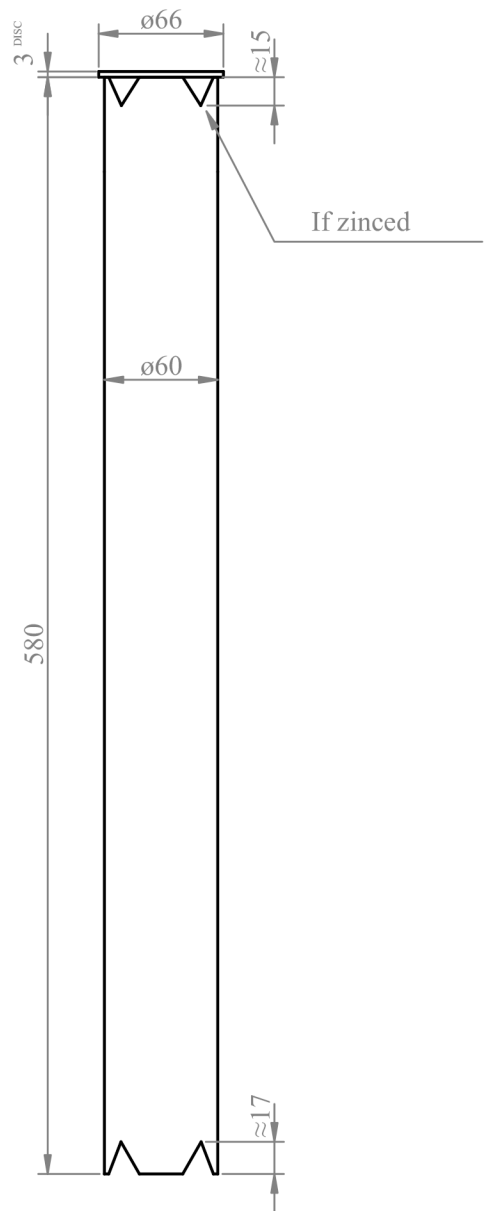


From up:



Steel adapter into concrete jug:



Materjal:
Concrete jug, 645 mm high
Pipe $\varnothing 60 \times 2$ mm
Sheet 3 mm

$\square 40 \times 40$ or other

150

Ground

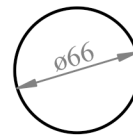
Plastic stoppers

$\varnothing 60$

$\varnothing 80$

725...785 - by builder

Disc 3 mm:



Concrete jugs are different.
Adapter pipe goes into jug 470 mm ... 530 mm.

Builder must level one by one

MAL269-2 Art.TB-ADAPT645
Adapter $\varnothing 60$ into concrete jug 645mm, welded
12.06.2023 mk

190